

The COVID-19 Crisis and Vermont Women

A data dashboard document tracking the impacts of the COVID-19 crisis on women and girls in Vermont.

Last updated: June 1, 2021

1

WOMEN, WORK, & COVID-19

Essential work and inequities in employment during the COVID-19 crisis.

2

COVID-19 & HEALTH DISPARITIES

A disproportionate number of women in Vermont are testing positive for COVID.

3

ECONOMIC CHALLENGES & COVID-19

Economic vulnerability and instability during the pandemic.

4

ONGOING SOCIAL INEQUITIES & COVID-19

Continuous inequities in social and family settings for Vermont women.

WOMEN, WORK, & COVID-19

91%



% of **nurses** in Vermont who are women

82%



% of **other health care workers** in Vermont who are women

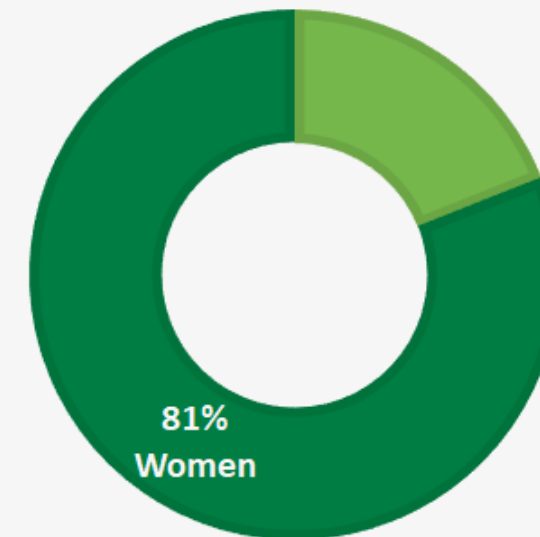
82%



% of **personal care workers**, including child care professionals, in Vermont who are women

WHY A DISPROPORTIONATE IMPACT?

TIPPED WAGE WORKERS IN VERMONT



By many measures, women are more likely to have their work impacted by the pandemic in Vermont, and are more likely to be delivering services deemed "essential" during this time. Women make up 81% of the state's tipped wage earners, the highest rate in the country.

Women in Vermont are more likely than men to be in part-time positions and make up a disproportionate share of those earning less than \$11 an hour. This makes them less likely to qualify for benefits like paid leave or health insurance.

WOMEN-OWNED BUSINESSES & COVID-19

Nationally, women business-owners are more likely to own smaller businesses than their male counterparts. Women-run businesses are also more likely to be in the service sector, such as health, education, personal, or retail services, all business-types likely to be impacted by the current economic climate.

Minority business-owners also have been found to be disproportionately represented in "higher-risk" industries during this time, nationally.

Despite these challenges, Vermont women are continuing to strive towards business-ownership and success. 30% of the Center for Women and Enterprise Vermont's inquiries during this time have been women wanting to start their own businesses. There has been a doubling since April in CWE Vermont's inquiries for programming about early-stage business planning and support.

COVID-19 & HEALTH DISPARITIES

According to the Vermont Department of Health, women in Vermont make up a higher number of those being tested and vaccinated, while men and women have similar case rates.

More **females** are tested than **males** for COVID-19.



54% of people tested for COVID-19 are **female**.



46% of people tested for COVID-19 are **male**.

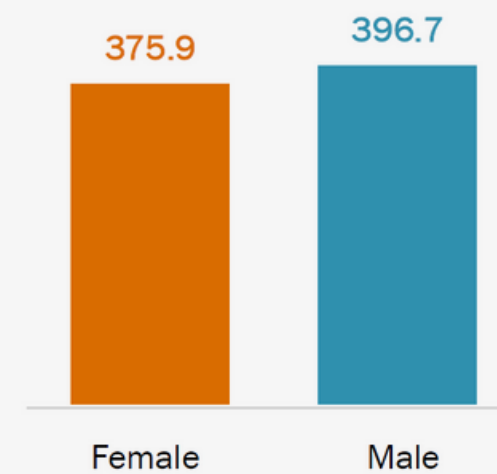
Vermont Department of Health

PERCENT OF THE STATEWIDE POPULATION BY SEX THAT HAS RECEIVED AT LEAST ONE DOSE OF THE VACCINE



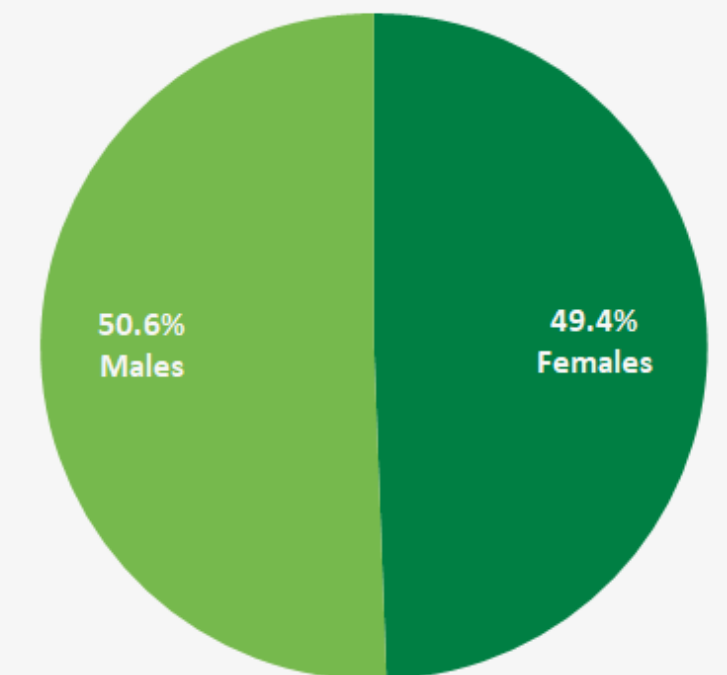
Females and **males** have similar rates of COVID-19.

Rate per 10,000 Vermonters



Vermont Department of Health

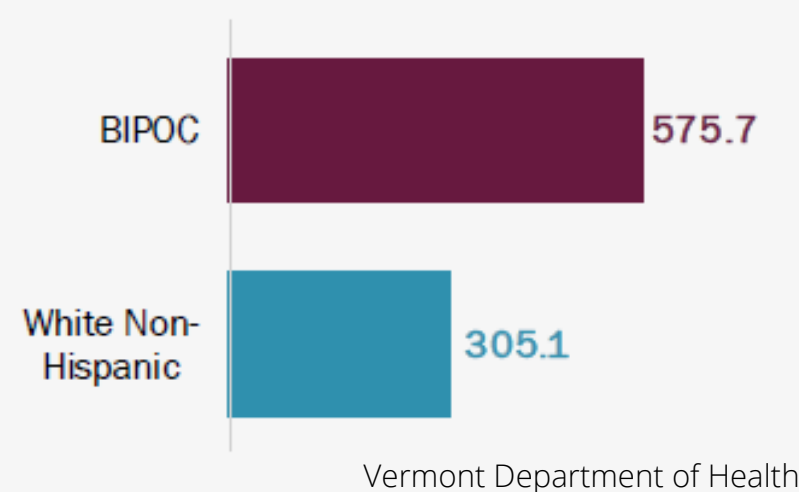
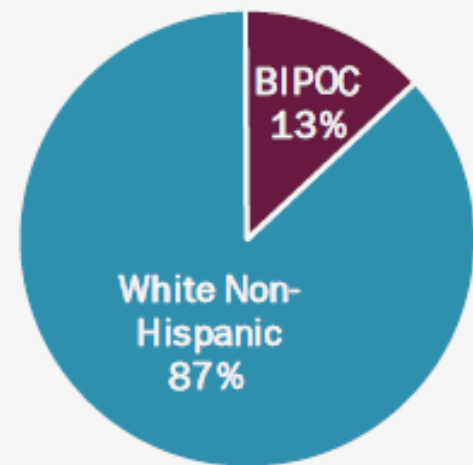
COVID-19 DEATHS IN VERMONT BY GENDER



COVID-19 & HEALTH DISPARITIES

According to the Vermont Department of Health, BIPOC (Black, Indigenous, and people of color) Vermonters represent 6% of the State's population but 13% of COVID-19 cases.

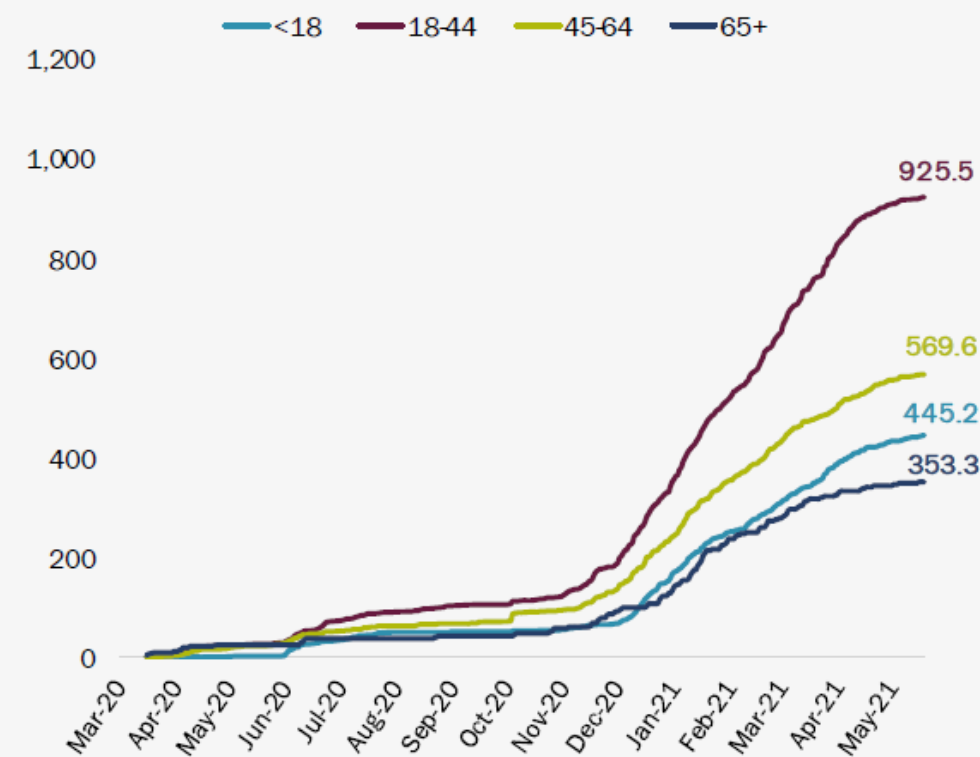
1 in 8 COVID-19 cases are BIPOC. Rates of COVID-19 are nearly 2 times higher for BIPOC compared with white non-Hispanic residents.
Rates per 10,000 Vermont BIPOC or white non-Hispanic residents



Vermont Department of Health

Rates among younger BIPOC Vermonters are higher compared to older BIPOC Vermonters.

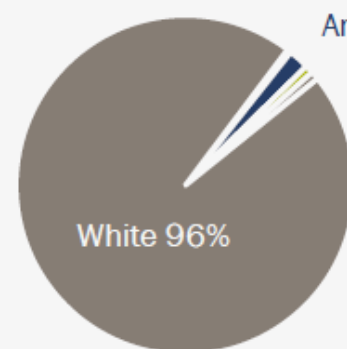
Rate of COVID-19 per 10,000 BIPOC Vermonters



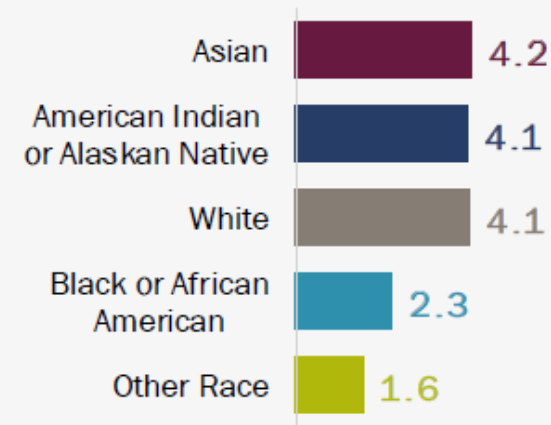
Vermont Department of Health

White Vermonters represent a majority of COVID-19 deaths. Death rates by race are similar.

Rate per 10,000 Vermonters



American Indian or Alaska Native 2%
Asian <1%
Black or African American 1%
Other Race 1%



Vermont Department of Health

RACIAL AND ETHNIC INEQUITIES

In Vermont, 3.4% of positive cases in the state are found in Black or African American Vermonters; however, these individuals make up only 1.4% of the overall population.

Among BIPOC Vermonters, incidence rates are highest for Black or African Americans (855.9), followed by Asians (744.7), and other races (480), which includes people who identify as more than one race, Whites (332.3), and American Indian or Alaskan Natives (168). The rate among Hispanic people is 454.4, and 328.1 among non-Hispanic people.

All rates are presented as per 10,000 persons.

ECONOMIC CHALLENGES & COVID-19

Women in Vermont are more at risk of being in, or falling into, poverty. The economic downturn associated with the pandemic makes women even more vulnerable to financial instability. With higher rates of poverty, a persistent wage gap, and new and growing concerns around unemployment, the current economic crisis is revealing underlying financial insecurity for women in our communities.

47.1%

of Vermont households headed by women with minor children under five years old are in poverty, whereas 14% of male headed households with children under five are in poverty

26.9%

of black women in Vermont are living in poverty. This is over twice the rate of white women in poverty, and higher than the national average for black women

THE WAGE GAP IN VERMONT

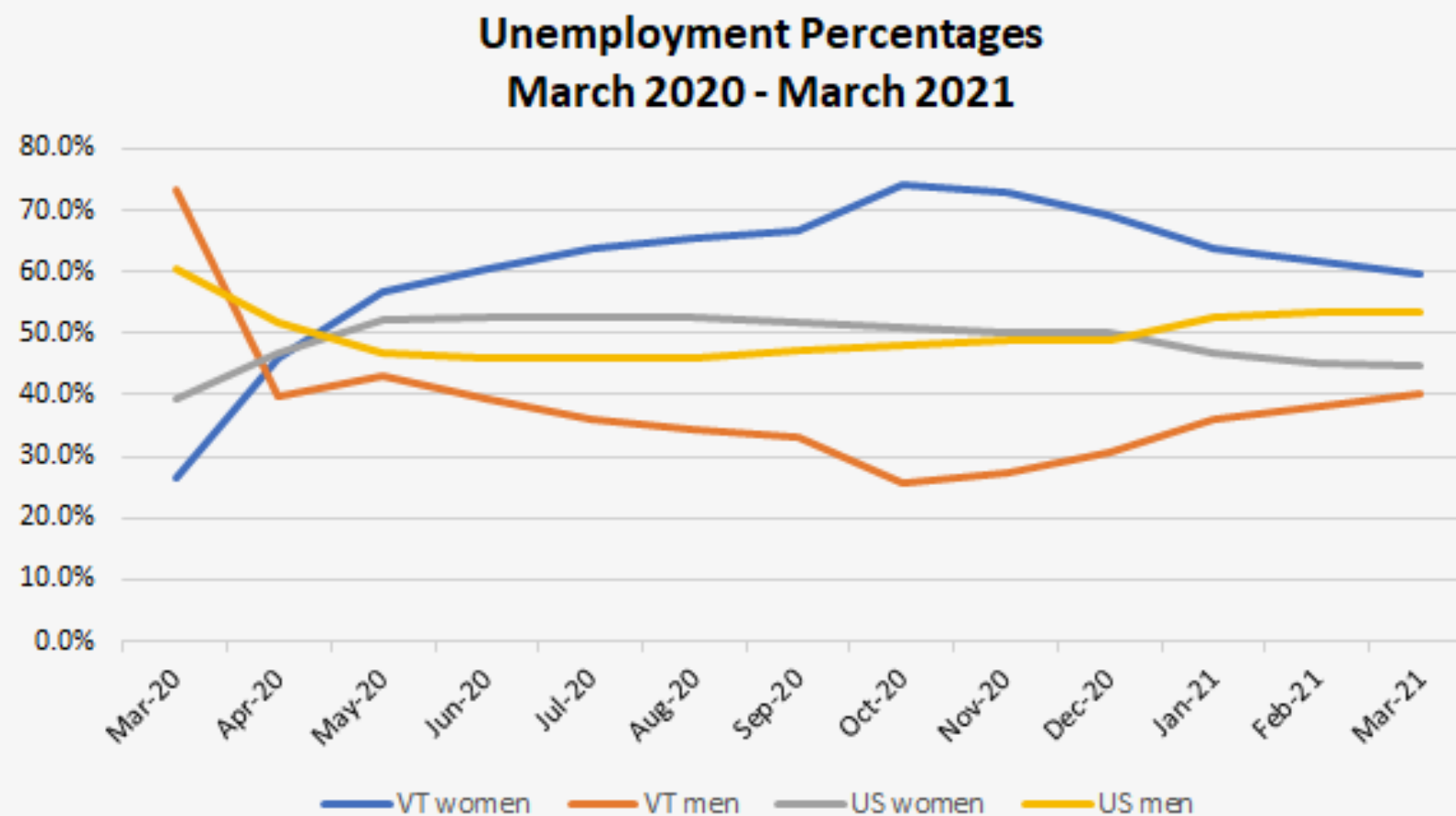
Median Annual Income by Gender in Vermont



UNEMPLOYMENT & COVID-19

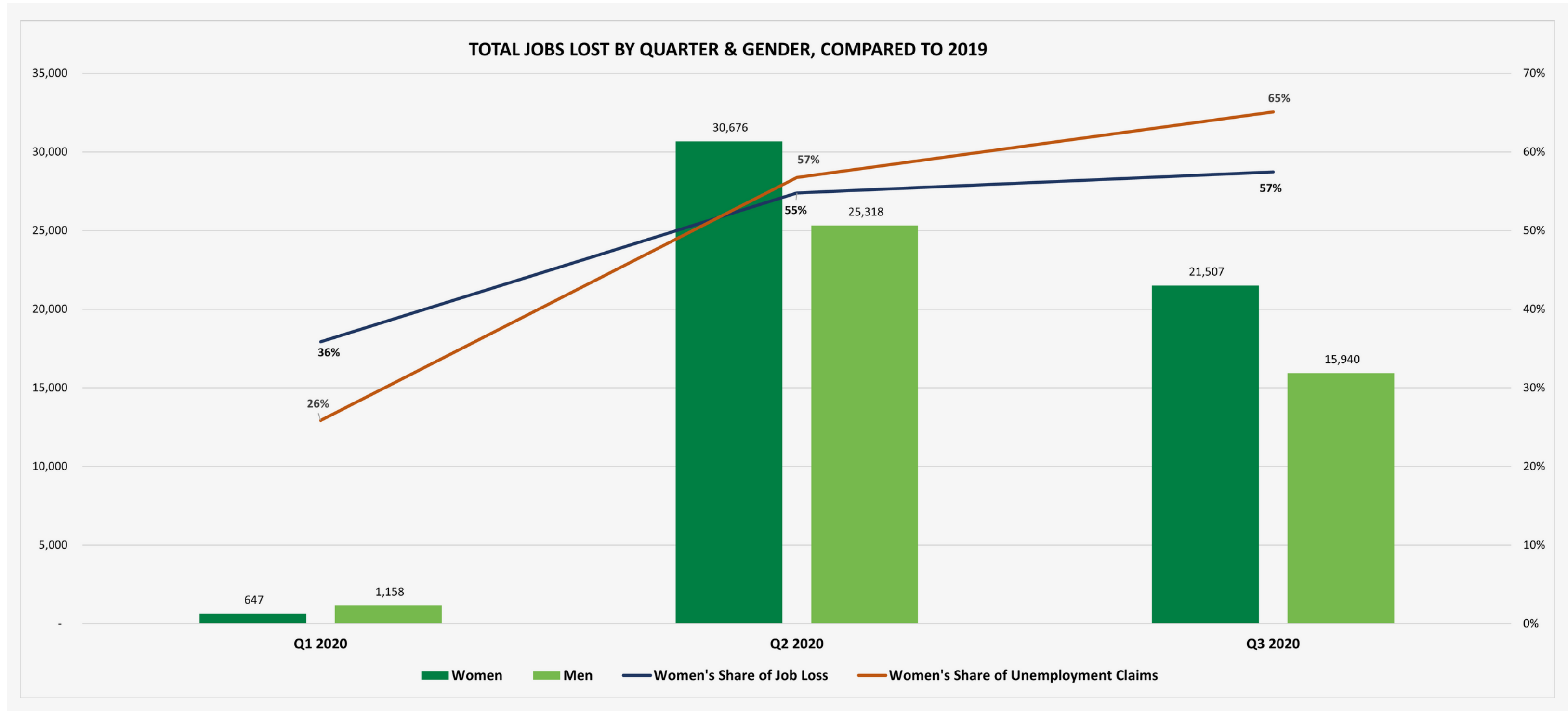
Data on unemployment claims from the U.S. Department of Labor suggests that Vermont women are facing unemployment during this time at higher rates than men.

In March, 2021, 59.7% of claims were attributed to women, while 40.3% were attributed to men. Over 6,006 Vermont women filed for unemployment in March. This can be compared to the same period in March 2020, the start of the pandemic, during which women filed only 1,272 claims; marking more than a 372% increase for the same period in 2020.



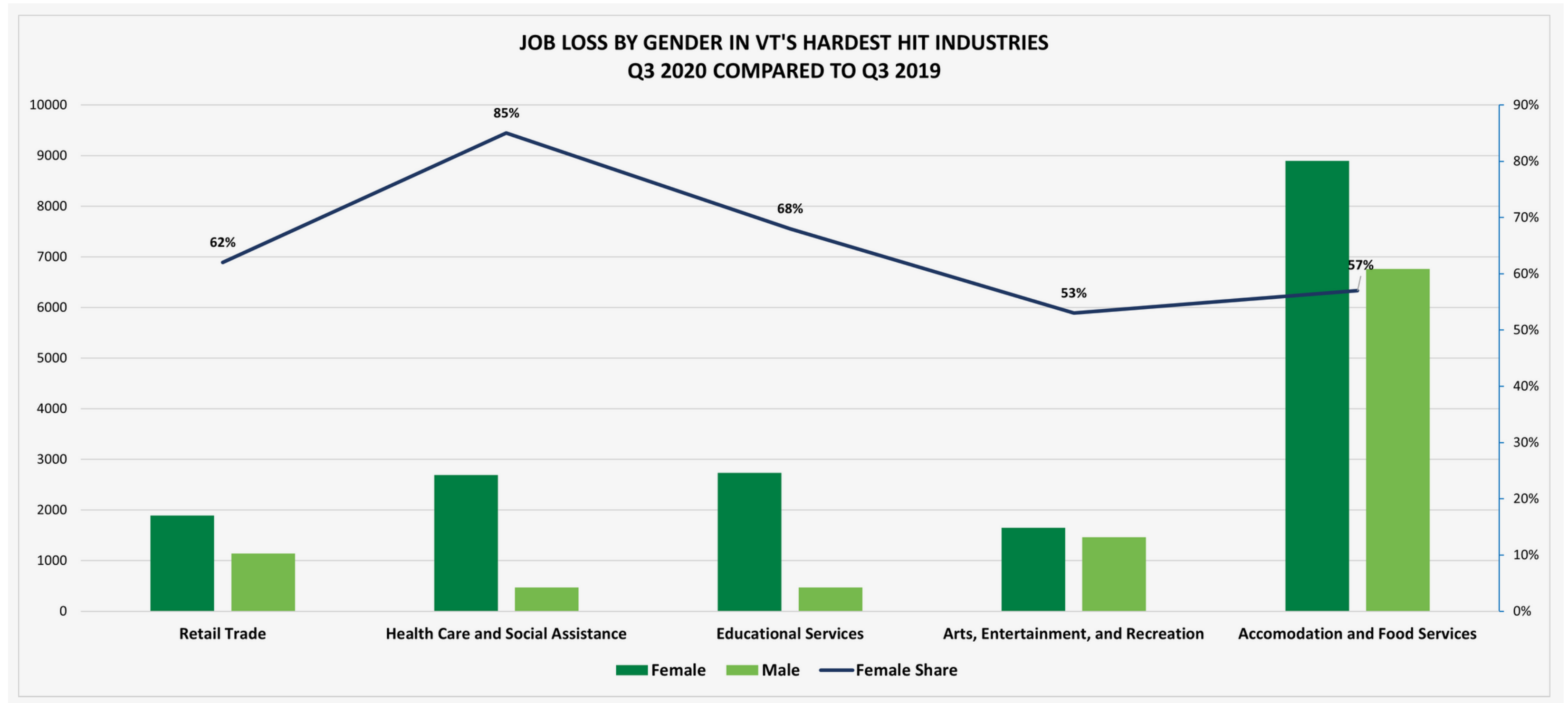
ECONOMIC CHALLENGES & COVID-19

In the second quarter of 2020, workers held 55,994 fewer jobs than they did in the second quarter of 2019. 55% of the jobs lost were held by women, and 57% of unemployment claims were filed by women. In the third quarter of 2020, workers held 37,447 fewer jobs than in the third quarter of 2019, and 57% of the jobs lost were held by women, while 65% of unemployment claims were filed by women.



ECONOMIC CHALLENGES & COVID-19

During the third quarter of 2020, women previously held a majority of the jobs lost in each of Vermont's five hardest hit industries. Women perviously held 85% of the jobs lost in the health care and social assistance industry.



ECONOMIC CHALLENGES & COVID-19

CHILD CARE

79%

of those polled thought “high-quality, affordable childcare” is either “essential” or “very important” for the state’s ability “to reopen the economy and get people back to work.”



78%

of those polled favored increasing state funding to ensure “there are enough affordable, high-quality childcare programs in Vermont for children under age five.”



**December 2020 poll results of 500 Vermonters
conducted by Hart Research Associates and commissioned by Let’s Grow Kids**

ONGOING SOCIAL INEQUITIES, LIVING CONDITIONS, & COVID-19

43.9%

of separated women in Vermont live with minor children, compared to 21.6% of separated men.

4X

Nationally, women are four times more likely than men to take time off from work when children are sick.

16

5 incarcerated individuals and 11 staff members of the women's prison in Vermont, CRCF have tested positive for COVID-19.

CAREGIVING

DUE TO ONGOING INEQUITIES AND SOCIETAL EXPECTATIONS, WOMEN PERFORM MORE DOMESTIC AND CAREGIVING WORK

- An April 2020 nationally-representative poll found that 45% of men reported doing the majority of work supporting children with remote learning, while only 3% of women agreed that their partners did the majority of this work.
- A 2020 study found that more than 70% of fathers think they are splitting household labor equally with their partner during Covid-19—but only 44% of mothers say the same.

SAFETY FROM VIOLENCE

DUE TO SOCIAL ISOLATION, DOMESTIC AND SEXUAL VIOLENCE ARE SIGNIFICANT CONCERNS DURING THIS TIME

With a decrease in social networks and a lack of consistent visibility, intimate partner violence, sexual violence and family domestic violence are of heightened concern during the COVID-19 crisis.


The Vermont Network Against Domestic & Sexual Violence reported that for the fiscal year ending June 30, 2020, member programs answered 17,137 hotline calls, down from 18,921 during the previous year.

Among those helped were 1,526 individuals seeking services related to violence or abuse against a friend or family member, up from 1,327 during the previous year.

ONGOING SOCIAL INEQUITIES, LIVING CONDITIONS, & COVID-19

CHILD ABUSE

Intake calls and messages to Prevent Child Abuse Vermont's statewide Helpline jumped up 100% initially when COVID-19 hit, and remains one third higher than pre-pandemic levels. Because of lower incomes and likelihood children will live with them, women who are single parents call the Helpline even more than before the pandemic.



HUNGER AND FOOD INSECURITY

Before COVID-19, 1 in 10 Vermonters were experiencing hunger or food insecurity, now it's 1 in 3, and not everyone is experiencing this equally:

People of color are 4 times likely than white Vermonters

Families with young children are 2 times more likely than those with no children

Women are 2 times more likely than men



DATA AND INFORMATION SHARED HAS BEEN GATHERED AND CONTRIBUTED FROM

U.S. Bureau of Labor Statistics. "American Time Use Survey," 2017-2013.

Brumberg, Madeline, CWE Vermont, Email Communication to Anna Brouillette, June 24, 2020.

U.S. Department of Labor, Employment and Training Administration, Office of Unemployment Insurance. "March 2021 Characteristics of Unemployment Insurance Claimants." Accessed May 3, 2021. <https://oui.doleta.gov/unemploy/content/chariu2021/2021Mar.html>.

Let's Grow Kids Survey, Hart Research Associates. November 2020. "Poll: Vermonters Support More State Funding For Child Care" Vermont Public Radio. Accessed February 5, 2021, study link from article, <https://www.vpr.org/post/poll-vermonters-support-more-state-funding-child-care#stream/>.

Vermont Department of Health. "Weekly Summary of Vermont COVID-19 Data, Reflecting cases identified between March 5 - May 26, 2021." Vermont Department of Health, May 28, 2021. <https://www.healthvermont.gov/sites/default/files/documents/pdf/COVID19-Weekly-Data-Summary-5-28-2021.pdf>

Vermont Department of Health. "Weekly Summary of Vermont COVID-19 Data, Reflecting cases identified between March 5 - May 19, 2021." Vermont Department of Health, May 21, 2021. <https://www.healthvermont.gov/sites/default/files/documents/pdf/COVID19-Weekly-Data-Summary-5-21-2021.pdf>

Vermont Department of Health. "Weekly Summary of Vermont COVID-19 Data, Reflecting cases identified between March 18 - March 24, 2021." Vermont Department of Health, March 26, 2021. <https://www.healthvermont.gov/sites/default/files/documents/pdf/COVID19-Weekly-Data-Summary-3-26-2021.pdf>

Vermont Department of Health. "COVID-19 in Vermont." Accessed May 24, 2021. <https://www.healthvermont.gov/covid-19/current-activity/vermont-dashboard>.

Vermont Department of Health. "COVID-19 Vaccine Dashboard." Accessed May 24, 2021. <https://www.healthvermont.gov/covid-19/vaccine/covid-19-vaccine-dashboard>.

Vermont Department of Health. "COVID-19 among Vermonters who are Black, Indigenous, and People of Color (BIPOC)." Vermont Department of Health, December 2020. <https://www.healthvermont.gov/sites/default/files/documents/pdf/COVID-19-among-BIPOC-Data-Brief.pdf>.

Change the Story. "2019 Status Report: Women, Work, and Wages in Vermont," 2019. <https://changethestoryvt.org/wp-content/uploads/2019/12/WomenWorkWages2019.pdf>.

Minnesota Office on the Economic Status of Women. "Why Are Women-Owned Businesses Overall Smaller than Men-Owned Businesses?," August 2016. <https://www.oesw.leg.mn/PDFdocs/Why%20do%20women%20start%20disproportionately%20fewer%20businesses%20than%20men%20env2.pdf>.

National Coalition Against Domestic Violence. "Domestic Violence in Vermont," 2016. https://assets.speakcdn.com/assets/2497/vermont_2019.pdf.

Vermont Department of Corrections. "COVID - 19 Information Page." Accessed March 19, 2020. <https://doc.vermont.gov/covid-19-information-page>.

"Nearly Half of Men Say They Do Most of the Home Schooling. 3 Percent of Women Agree. - The New York Times." Accessed June 3, 2020. <https://www.nytimes.com/2020/05/06/upshot/pandemic-chores-homeschooling-gender.html>.

McKinsey & Company and LeanIn.Org. "Women in the Workplace 2020." Accessed January 28, 2020. https://wiw-report.s3.amazonaws.com/Women_in_the_Workplace_2020.pdf



Economic Policy Institute. "Women Have Been Hit Hard by the Coronavirus Labor Market: Their Story Is Worse than Industry-Based Data Suggest." Accessed June 3, 2020. <https://www.epi.org/blog/women-have-been-hit-hard-by-the-coronavirus-labor-market-their-story-is-worse-than-industry-based-data-suggest/>.

Asch, Sarah. "Authorities Worry Distancing Efforts Could Lead to Rise in Domestic Violence." VTDigger, March 23, 2020. <https://vtdigger.org/2020/03/23/authorities-worry-distancing-efforts-could-lead-to-rise-in-domestic-violence/>.

Breitmaier, Ellie, Director DCF FDS Domestic and Sexual Violence Team, Email communication to Anna Brouillette, April 17, 2020.

Avalon, Ashley. "Advocates Fear Rise in Unreported Abuse." Saint Albans Messenger. Accessed June 17, 2020. https://www.samessenger.com/news/advocates-fear-rise-in-unreported-abuse/article_dad0542c-8ce2-11ea-922f-d3f5edd9b8a3.html.

"The Financial Risk to U.S. Business Owners Posed by COVID-19 Outbreak Varies by Demographic Group." Pew Research Center (blog). Accessed June 24, 2020. <https://www.pewresearch.org/fact-tank/2020/04/23/the-financial-risk-to-u-s-business-owners-posed-by-covid-19-outbreak-varies-by-demographic-group/>.

Vermont Network Against Domestic & Sexual Violence. "2020 Data Snapshot." Accessed March 26, 2021. https://vtnetwork.org/wp-content/uploads/2021/03/2020_NW_Data_Snapshot.pdf

Vermont Network Against Domestic & Sexual Violence. "2019 Data Snapshot." Accessed March 26, 2021. <https://vtnetwork.org/wp-content/uploads/2020/01/2019-VT-Network-Data-Snapshot-FINAL.pdf>

Johnson, Linda. Director of Prevent Child Abuse Vermont. "Response to Inquiry". Email, 2020.

University of Vermont College of Agriculture and Life Sciences Faculty Publications. 27. Niles, Meredith T.; Belarmino, Emily H.; and Bertmann, Farryl, "COVID-19 Impacts on Food Security and Systems: A Third Survey of Vermonters." November 2020. <https://scholarworks.uvm.edu/calsfac/27>.

Horton, Anore, guest. "How to Solve the Hunger Crisis." The Vermont Conversation with David Goodman, VT Digger, October 23, 2020. <https://vtdigger.org/2020/10/23/vermont-conversation-how-to-solve-the-hunger-crisis/>.

